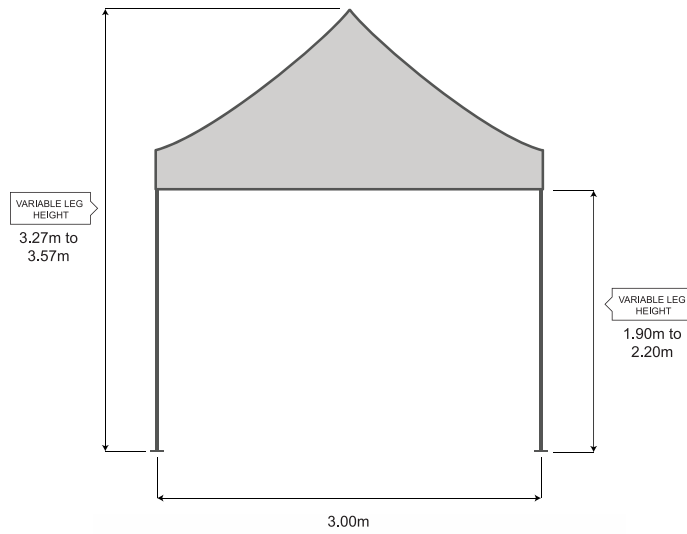


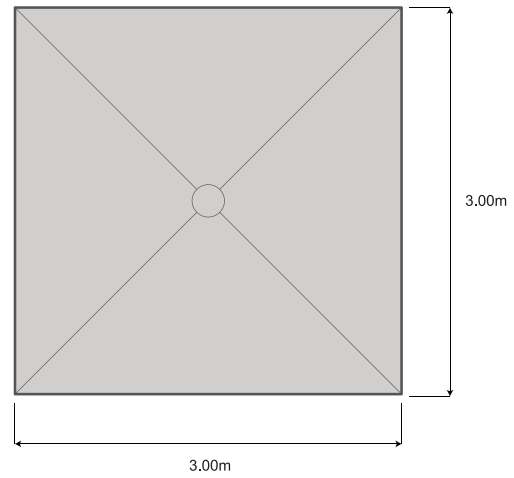
ALU 3x3 S50

3M x 3M ULTRA HEAVY DUTY ALUMINIUM POP UP GAZEBO DATA SHEET

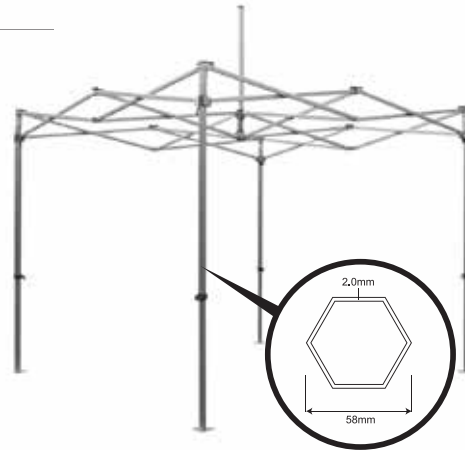
UNFOLDED



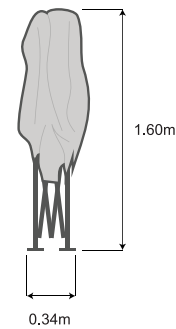
TOP



FRAME



FOLDED



S50 3x3 Aluminium Pop Up Gazebo Specification

Imperial dimensions (feet) are approximate

Footprint (frontage x depth)	3.00m x 3.00m (10ft x 10ft)	
Weight	Frame only (steelwork only)	38.2kg
	Roof canopy only (material only)	11.4kg
	Side walls only (material only)	16.0kg
	Full kit (includes frame, roof canopy, counter skirt, counter boards)	65.6kg
Number of parts	Frame	1 piece
	Roof canopy	1 piece
	Side walls	4 pieces
Height to apex (variable, 5 leg height settings)	Lowest leg setting	3.27m (11ft)
	Highest leg setting	3.57m (12ft)
Height to bottom of valance (variable, 5 leg height settings)	Lowest leg setting	1.90m (6ft)
	Highest leg setting	2.20m (7ft)
Folded down dimensions (for storage/transportation reference)	1.60m x 0.34m x 0.36m (~5ft x 1ft x 1ft)	
Warranty	3 years	
Materials used	Frame legs	58mm diameter hexagonal aluminium, 2mm wall thickness. Anodised silver finish.
	Cross bars	35mm x 18mm multi ribbed aluminium extrusion, 2mm wall thickness. Anodised silver finish.
	Frame connection points	Machined aluminium
	Roof canopy and side walls	550gsm PU coated mesh polyester with PVC coating and heat sealed joins on the inside to ensure complete rain proofing. Fire retardant, conforms to BS 7837 : 1996
Estimated assembly time	5 minutes (2 people)	
Typical uses	Ideal for continuous/heavy use. Daily markets, race meetings, motorsport events, festival trade, exhibitions, marketing and promotion	
Customisable parts	Roof canopy, valance and sidewalls are fully customisable with full colour digital print	
Accessories	Supplied	Frame, carry bag, tie down kit, roof canopy
	Optional extras	Side walls, steel leg weights, sand bag weights, heavy duty tie down kit